

Earnings Highlights 1H24

Aug 2024

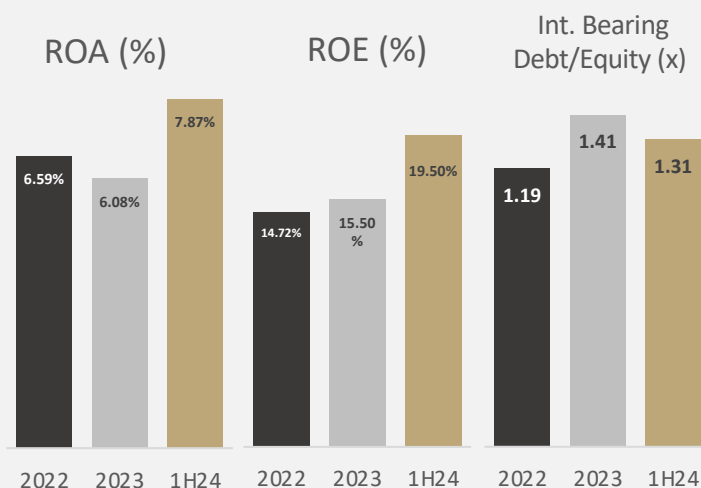
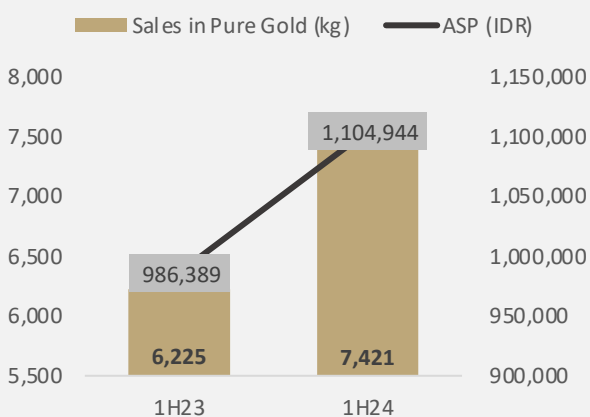
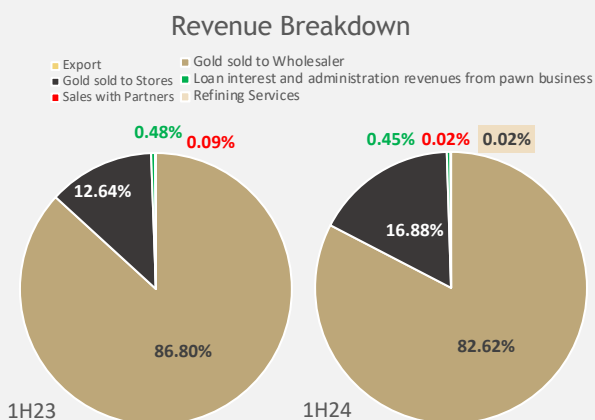
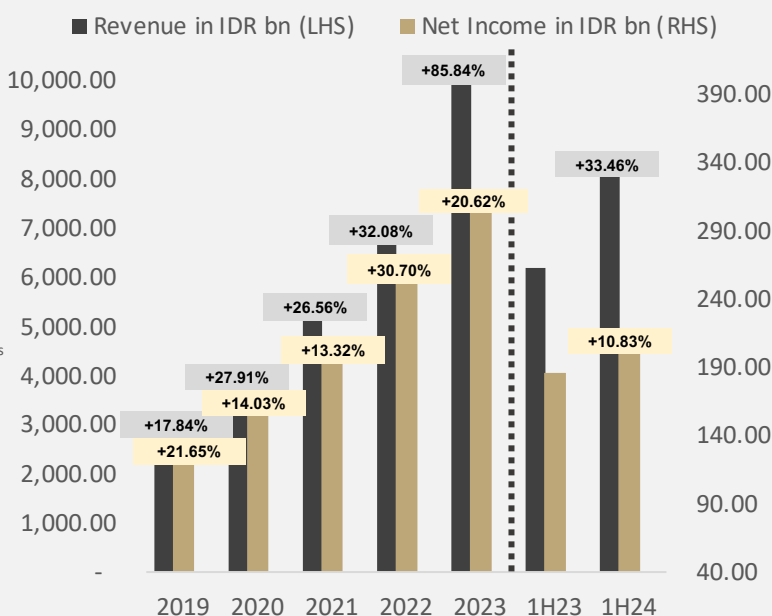


HARTADINATA ABADI

Key Takeaways

- HRTA achieved a revenue of Rp8.24 trillion in the 1H24, reflecting a significant 33.46% YoY increase compared to Rp6.18 trillion in the 1H23.
- This growth was mainly attributed to a 19.22% YoY increase in the sales volume of pure gold, rising to 7.42 tonnes in 1H24 from 6.23 tonnes in 1H23.
- Additionally, the average selling price (ASP) saw an 12.02% YoY rise, reaching IDR 1,104,944 in 1H24 compared to IDR 986,389 in 1H23.
- Net profit also experienced an increase of 10.83% YoY to Rp205.63 billion in 1H24, up from Rp185.53 billion in 1H23.
- Majority of sales distribution still came from wholesalers by 82.62% (including exports), followed by 16.88% in retail sales, and 0.45% from the pawnshop business.
- The company reported ROA of 7.87% and a ROE of 19.50%, with an Interest-Bearing Debt to Equity ratio of 1.31x for 1H24.

Profit or Loss Highlight (IDR bn)	1H24	1H23	% YoY
Sales	8,241.38	6,175.26	33.46%
COGS	(7,722.46)	(5,671.26)	36.17%
Gross Profit	518.92	504.00	2.96%
GPM	6.30%	8.16%	-1.86%
Selling Expense	(6.06)	(8.41)	-28.00%
G&A Expense	(104.14)	(104.61)	-0.45%
Other operating income (expense)	(2.34)	(4.49)	-47.93%
Operating Income	406.39	386.49	5.15%
OPM	4.93%	6.26%	-1.33%
EBITDA	423.74	399.82	5.98%
EBITDA margin	5.14%	6.47%	-1.33%
Finance Income	0.99	0.99	-0.33%
Finance expense	(142.29)	(147.15)	-3.30%
Other Income (Expense)	-	-	0.00%
Net Income att. to parent entity	205.63	185.53	10.83%
NPM	2.50%	3.00%	-0.51%
EPS	44.65	40.29	10.83%



Earnings Highlights 1H24

Aug 2024



HARTADINATA ABADI

Key Takeaways

- HRTA membukukan pendapatan sebesar Rp8,24 triliun pada 1H24, meningkat sebesar 33,46% YoY dibandingkan dengan Rp6,18 triliun pada 1H23.
- Pertumbuhan ini didorong oleh peningkatan volume penjualan emas murni sebesar 19,22% YoY, menjadi 7,42 ton di 1H24 dari 6,23 ton pada 1H23.
- Selain itu, harga jual rata-rata (ASP) juga mengalami peningkatan sebesar 12,02% YoY, menjadi Rp1.104.944 pada 1H24 dibandingkan dengan Rp986.389 pada 1H23.
- Laba bersih juga mengalami peningkatan sebesar 10,83% YoY menjadi Rp205,63 miliar pada 1H24, naik dari Rp185,53 miliar pada 1H23.
- Mayoritas distribusi penjualan masih berasal dari grosir sebesar 82,62% (termasuk ekspor), diikuti oleh penjualan ritel sebesar 16,88%, dan 0,45% dari bisnis pegadaian.
- Perusahaan melaporkan ROA sebesar 7,87% dan ROE sebesar 19,50%, dengan rasio Utang Berbunga terhadap Ekuitas sebesar 1,31x untuk 1H24.

Profit or Loss Highlight (IDR bn)	1H24	1H23	% YoY
Sales	8,241.38	6,175.26	33.46%
COGS	(7,722.46)	(5,671.26)	36.17%
Gross Profit	518.92	504.00	2.96%
GPM	6.30%	8.16%	-1.86%
Selling Expense	(6.06)	(8.41)	-28.00%
G&A Expense	(104.14)	(104.61)	-0.45%
Other operating income (expense)	(2.34)	(4.49)	-47.93%
Operating Income	406.39	386.49	5.15%
OPM	4.93%	6.26%	-1.33%
EBITDA	423.74	399.82	5.98%
EBITDA margin	5.14%	6.47%	-1.33%
Finance Income	0.99	0.99	-0.33%
Finance expense	(142.29)	(147.15)	-3.30%
Other Income (Expense)	-	-	0.00%
Net Income att. to parent entity	205.63	185.53	10.83%
NPM	2.50%	3.00%	-0.51%
EPS	44.65	40.29	10.83%

